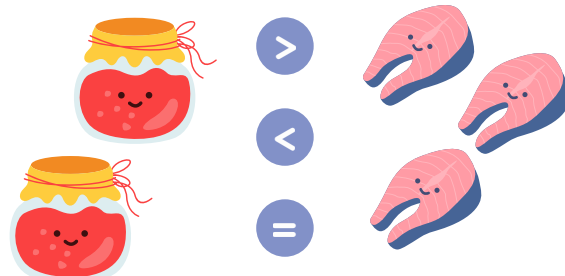



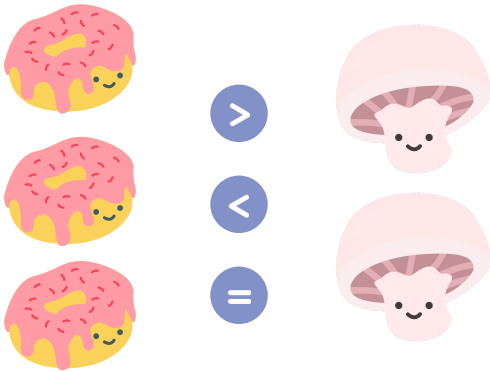


Повече или по-малко

Име:

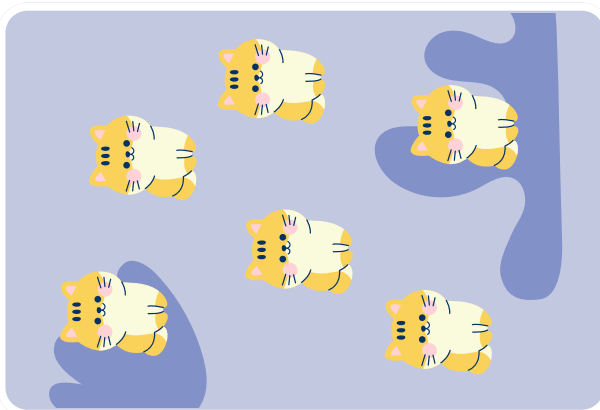
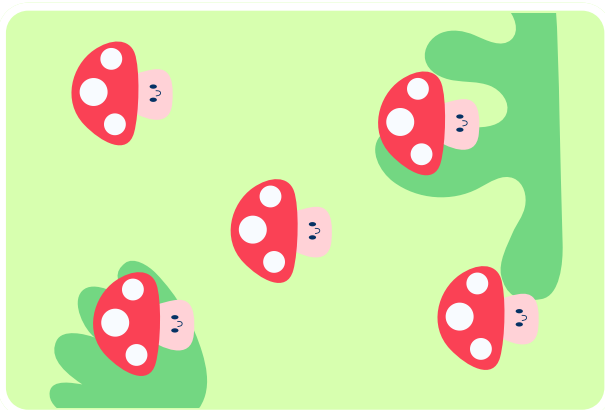
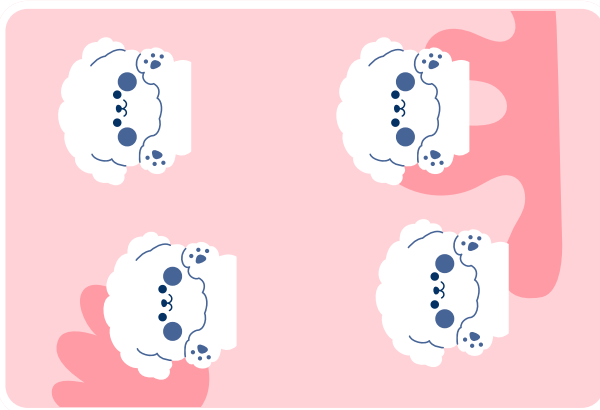
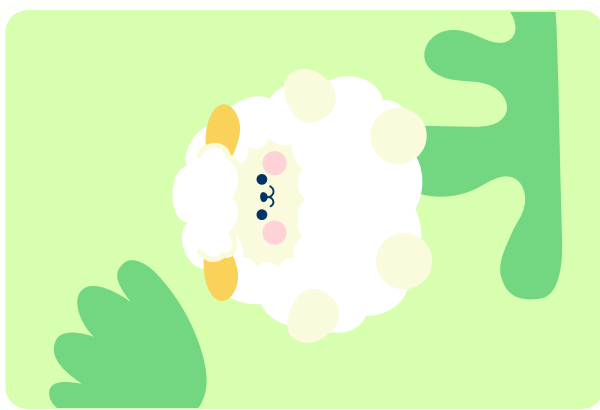
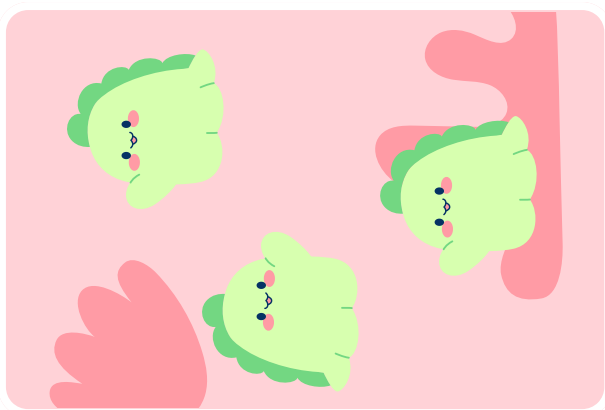

Пребройте предметите от двете групи и оградете правилния знак.







> повече

< по-малко

= равно







Война с карти

Правила


- **Теглим едновременно** – Всеки ученик обръща най-горната си карта и я поставя на чина.
- **Сравняваме** – единият казва: „На моята карта има повече/по-малко/равно.“ Другият допълва: „С ... повече/по-малко.“
- **Равенство** – ако картите са равни, оставяме ги настрана и продължаваме с нови карти.
- **Регуване** – следващия път сменят кой започва пръв с изречението.
- **Време** – играем 5 минути, не броим точки – целта е да упражним „повече, по-малко, равно“.



Намери и сравни

Име:

Намери и сравни предметите.
















Нарисуйвай







Самопроверка

